



**Electrolux**  
PROFESSIONAL

## Modular Cooking Range Line 900XP Full Module Electric Hob Cooking Top

ITEM # \_\_\_\_\_

MODEL # \_\_\_\_\_

NAME # \_\_\_\_\_

SIS # \_\_\_\_\_

AIA # \_\_\_\_\_



391047 (E9HOEH4000)

Full module electric Hob  
with mild steel Top

### Short Form Specification

#### Item No.

High efficiency 14 kW infrared heating elements. Large flat cooking surface in mild steel allows for the use of a number of various sized pots and pans, all easily moved across the surface without lifting. Exterior panels in stainless steel with Scotch Brite finish. One piece pressed work top in 2 mm thick stainless steel. Right-angled side edges to allow flush-fitting junction between units.

### Main Features

- 4 heating zones independently controlled.
- Hob top made of mild steel, smooth and easy to clean.
- Heating via armoured elements.
- Setting different temperature zones provides a temperature gradient over the plate for different cooking needs.
- Various sizes of pans can be used at the same time due to large surface area with no intermediate sectors.
- Pans can easily be moved from one area to another without lifting.
- All major compartments located in front of unit for ease of maintenance.
- The special design of the control knob system guarantees against water infiltration.
- Suitable for countertop installation.

### Construction

- Unit is 930 mm deep to give a larger working surface area.
- All exterior panels in Stainless Steel with Scotch Brite finishing.
- Model has right-angled side edges to allow flush fitting joints between units, eliminating gaps and possible dirt traps.
- IPX5 water resistance certification.

### Optional Accessories

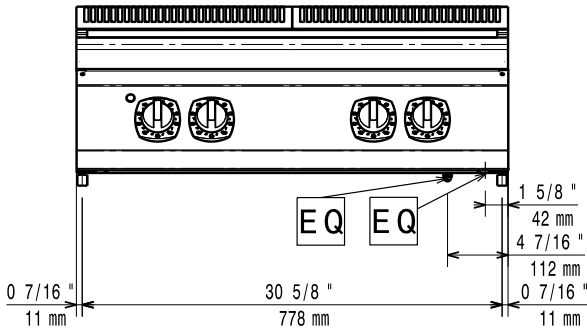
- Junction sealing kit PNC 206086
- Draught diverter, 150 mm diameter PNC 206132
- Matching ring for flue condenser, 150 mm diameter PNC 206133
- Half module overshelf PNC 206183
- Full module overshelf PNC 206184
- Water column with swivel arm (water column extension not included) PNC 206289
- Water column extension for 900 line PNC 206290
- Base support for feet or wheels - 800mm (700/900) PNC 206367
- Chimney grid net, 400mm (700XP/900) PNC 206400
- Side handrail-right/left hand (900XP) PNC 216044
- Frontal handrail, 800mm PNC 216047
- Frontal handrail, 1200mm PNC 216049
- Frontal handrail, 1600mm PNC 216050
- Large handrail - portioning shelf, 400mm PNC 216185
- Large handrail - portioning shelf, 800mm PNC 216186
- 2 side covering panels for top appliances PNC 216278

APPROVAL: \_\_\_\_\_

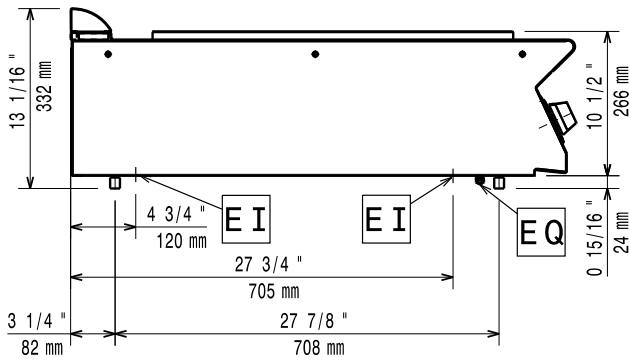


Experience the Excellence  
[www.electroluxprofessional.com](http://www.electroluxprofessional.com)

Front

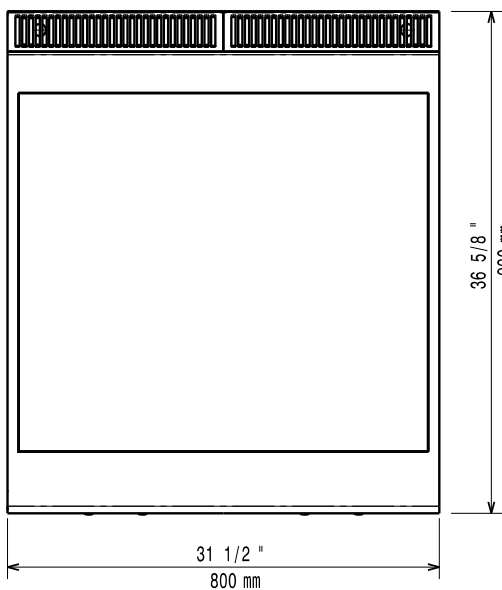


Side



EI = Electrical inlet (power)  
 EQ = Equipotential screw

Top



## Electric

### Supply voltage:

380-400 V/3N ph/50/60 Hz

391047 (E9HOEH4000)

### Total Watts:

14 kW

### Predisposed for:

380-400V 3N~ 50/60 Hz  
 9-10 kW

## Key Information:

External dimensions, Width: 800 mm

External dimensions, Depth: 930 mm

External dimensions, Height: 250 mm

Net weight: 105 kg

Shipping weight: 96 kg

Shipping height: 540 mm

Shipping width: 1020 mm

Shipping depth: 900 mm

Shipping volume: 0.5 m<sup>3</sup>

If appliance is set up or next to or against temperature sensitive furniture or similar, a safety gap of approximately 150 mm should be maintained or some form of heat insulation fitted.